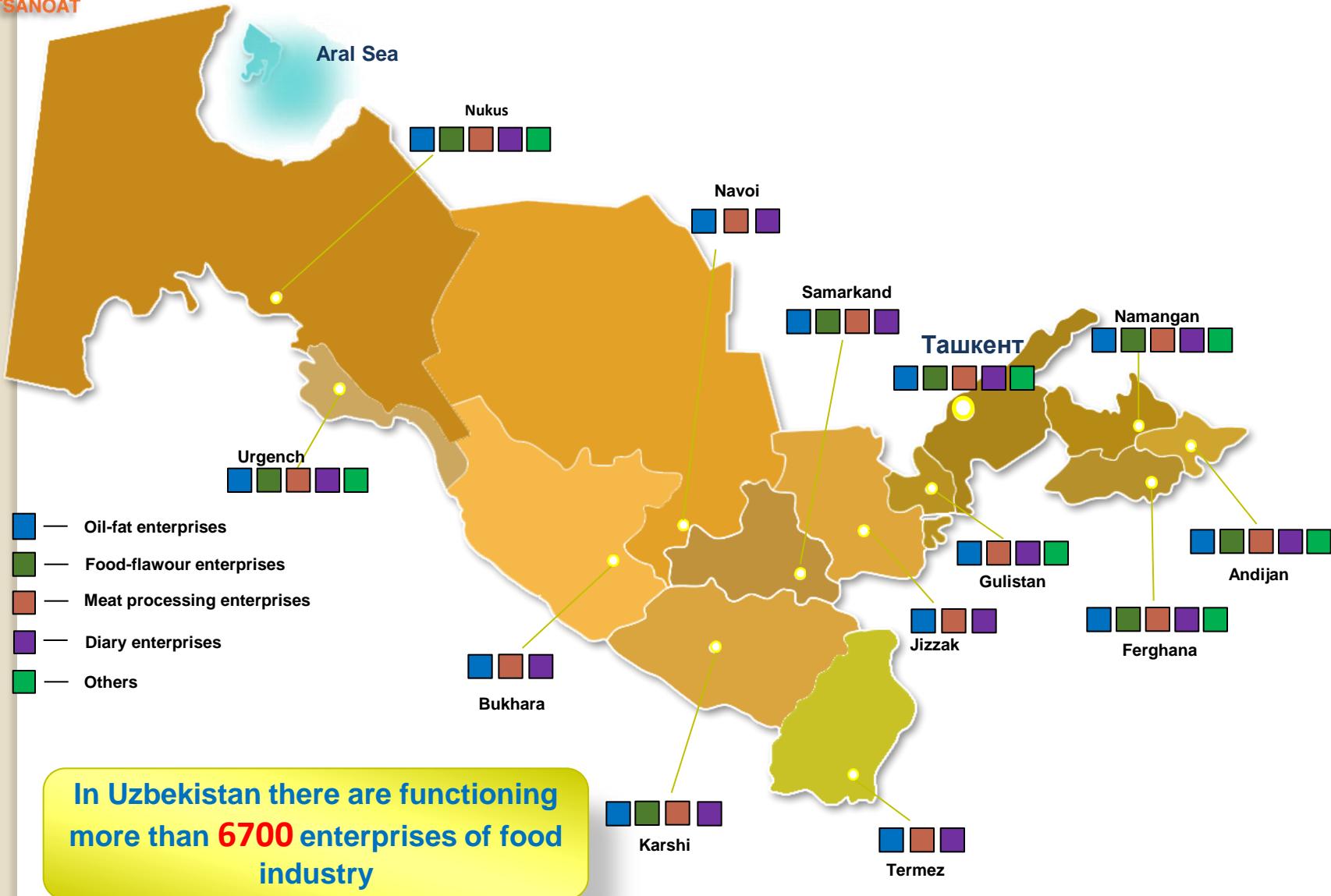




Improvement of production capacity of the enterprises of food industry – as an important factor of stability of the food programm of Uzbekistan

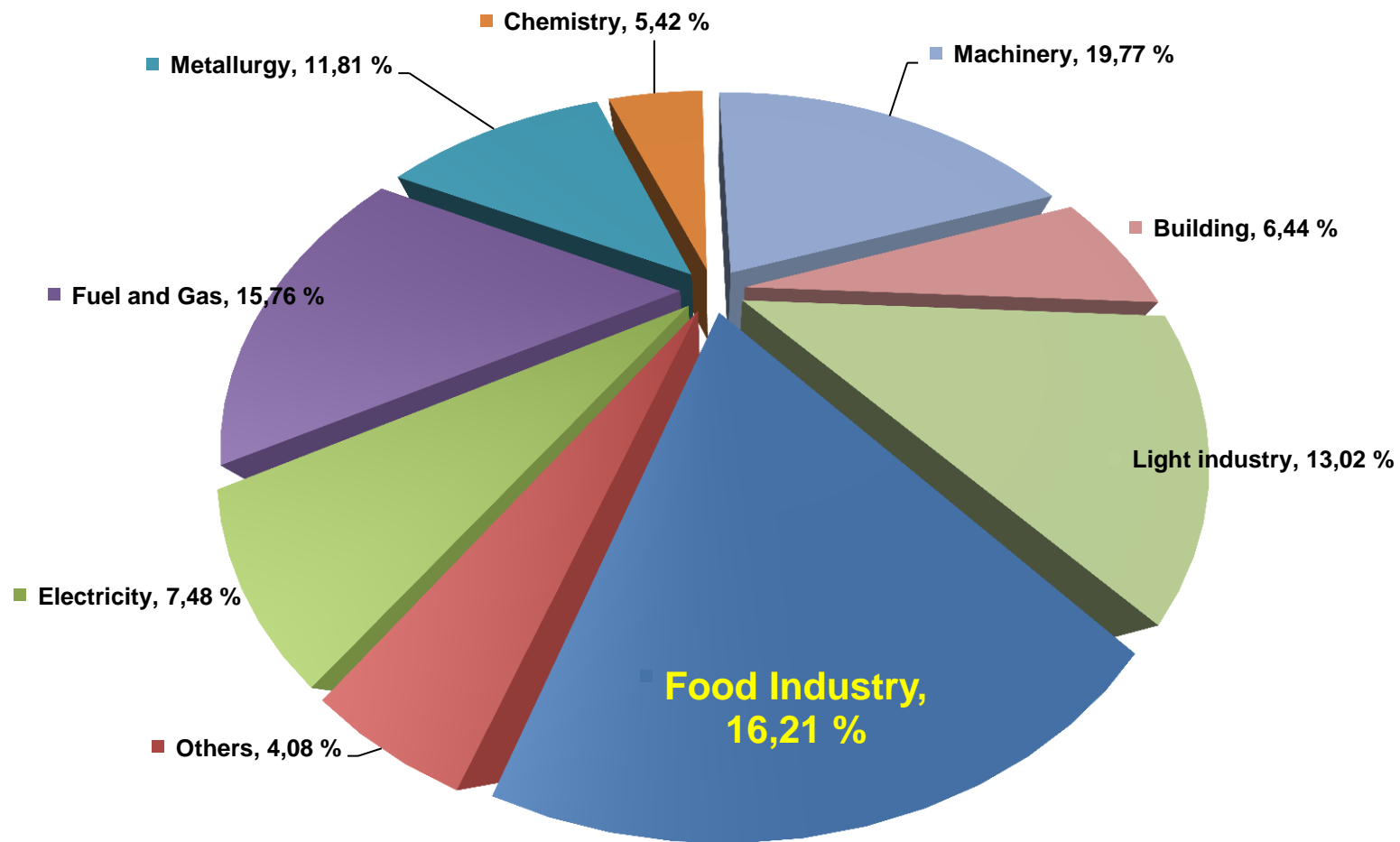
A.Kambarov – Vice-chairman of the Association of Food Industry enterprises of Uzbekistan

LOCATION OF FOOD ENTERPRISES IN THE REGIONS OF UZBEKISTAN



In Uzbekistan there are functioning more than **6700** enterprises of food industry

The share of food industry in the production sector of the republic





OZIQ-OVQATSANOAT

ENTERPRISES PROCESSING FRUIT AND VEGETABLE PRODUCTS

REGIONS	2004		Established in 2005-2012		Establishing in 2013-2015	
	Quantity of enterprises	Production capacity	Quantity of enterprises	Production capacity	Quantity of enterprises	Production capacity
Karakalpakstan Republic	1	16,0	1	3,0	9	2,1
<i>regions:</i>						
Andijan	4	96,0	6	36,8	18	7,0
Bukhara	3	42,0	7	22,0	15	2,7
Jizzakh	2	28,0	5	13,7	22	9,8
Kashkadarya	4	32,0	6	13,2	11	2,9
Navoi	2	2,5	1	1,7	10	1,5
Namangan	5	85,0	6	67,2	18	10,9
Samarkand	13	204,0	11	154,7	9	4,5
Surhandarya	1	9,5	2	11,0	25	6,5
Sirdarya	1	1,5	1	15,0	16	1,5
Tashkent *	19	45,0	27	95,8	24	37,0
Ferghana	4	37,0	6	20,1	21	27,6
Khorezm	3	21,0	4	28,0	18	13,8
BCEFO	62	619,5	83	482,2	300	127,8

*) Including Tashkent city



NEW ESTABLISHED ENTERPRISES PROCESSING FRUIT AND VEGETABLE PRODUCTS

LLC “Master Global plus” – annual capacity - 27 thousand tons; equipped with modern equipments made in Italy, Austria and Germany.

LLC “Euro Food trade” – annual capacity - 9 thousand tons. Produces 60 types of canned products.

LLC “Andijan Uzbeginim” – equipped with “Manzini” (Italy) brand equipment, annual capacity - 30 thousand tons.

LLC “Agromir Samarkand” – annual capacity 45 thousand tons; equipped with “Tetra Pak” packing equipment.

LLC “MASK” – for many years it was not operating, and now it is reconstructed; annual capacity - 10,5 thousand tons.

LLC “Siyob Sahovati” – equipped with “Buhler” equipment. Economizes the energy in the enterprise for 30-35%, natural loses reduced for 15-20%.

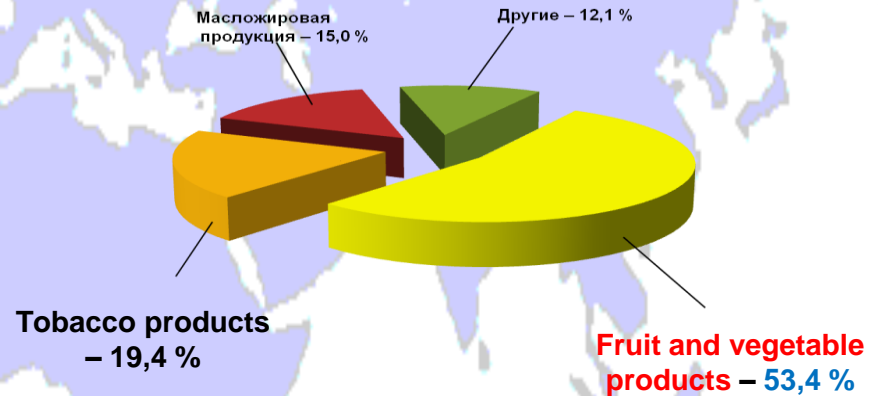


INTERNATIONAL LINKS

Supplying technical equipment

More than 20 countries

China, Korea, Bulgaria, Austria, Germany, Latvia, Russia, Ukraine, Turkey, Poland and others.



Export of goods

More than 100 countries

Russia, Brasil, Kazakhstan, Germany, Latvia, Korea, Turkey, CIS countries and others.

Investment programs

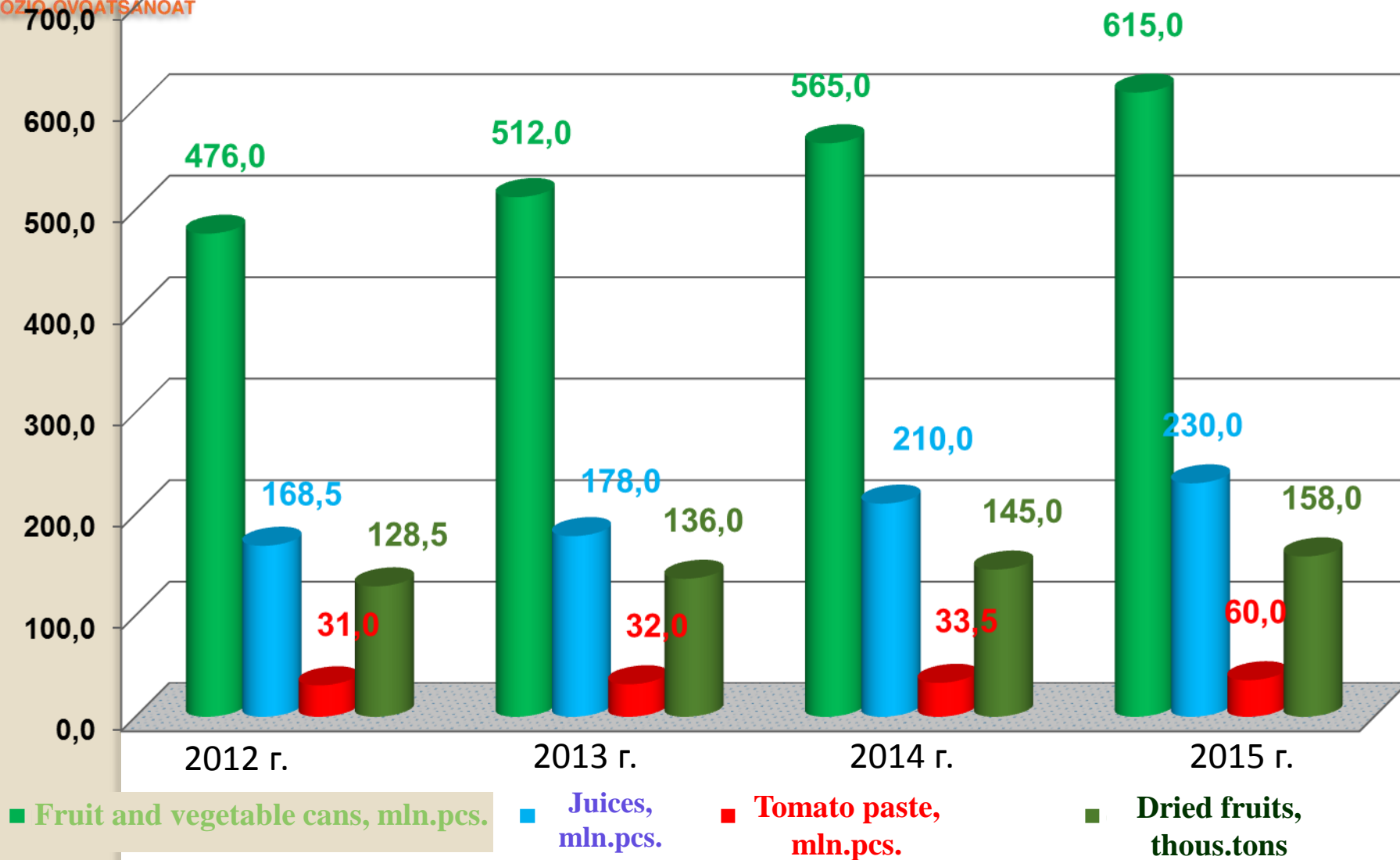
Indicators	2012	2013	2014
Quantity of projects	130	1545	1600
Investments, mln. USD	44,1	307,9	323,3
Established labour places	1262	17463	16333

Investment projects of the food industry, realizing in 2014-2015 годах (mln. USD)

№	Regions			
		Quantity	Amount	Labour places
TOTAL		2247	663,2	23780
1	Karakalpakstan Republic	138	29,5	1103
2	Andijan region	228	29,3	1601
3	Bukhara region	125	18,9	891
4	Jizzakh region	130	16,8	1039
5	Kashkadarya region	190	38,4	1652
6	Navoi region	119	11,7	797
7	Namangan region	129	25,4	1421
8	Samarkand region	138	41,4	1609
9	Surkhandarya region	168	38,2	2345
10	Syrdarya region	148	20,3	1463
11	Tashkent region	194	179,4	2480
12	Ferghana region	129	24,8	1309
13	Khorezm region	170	80,0	1813
14	Tashkent city	241	109,1	4257



FRUIT AND VEGETABLE PRODUCTS PROCESSING INDICATORS IN THE REPUBLIC OF UZBEKISTAN





THANK YOU FOR YOUR ATTENTION !